

# Brownsville-Harlingen MSA Housing Report

## December 2022



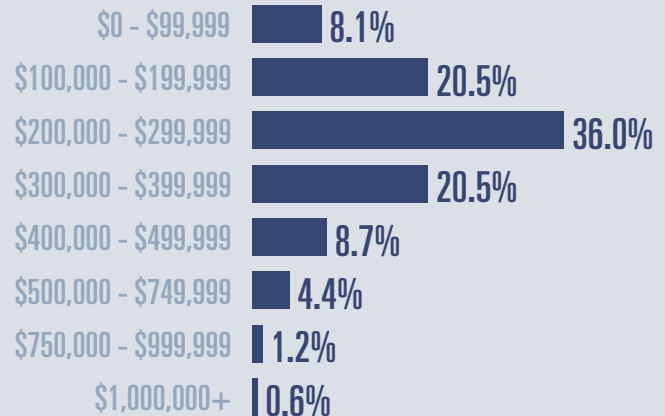
Median price

\$257,500

↑ **9.6%**

Compared to December 2021

### Price Distribution



Active listings

↑ **119.1%**

839 in December 2022



Closed sales

↓ **29.4%**

180 in December 2022



Days on market

Days on market 57

Days to close 33

Total 90

4 days less than December 2021



Months of inventory

**3.9**

Compared to 1.4 in December 2021

#### About the data used in this report

Data used in this report come from the Texas REALTOR® Data Relevance Project, a partnership among the Texas Association of REALTORS® and local REALTOR® associations throughout the state. Analysis is provided through a research agreement with the Real Estate Center at Texas A&M University.



TEXAS A&M UNIVERSITY  
Texas Real Estate Research Center



# Brownsville Housing Report

## December 2022



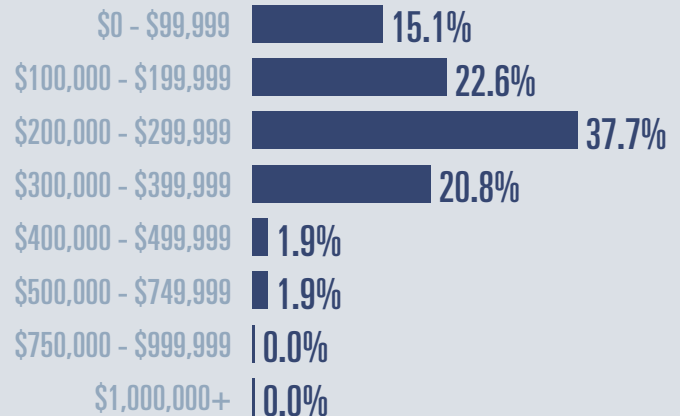
Median price

**\$233,000**

**↑ 11%**

Compared to December 2021

### Price Distribution



Active listings

**↑ 164%**

293 in December 2022



Closed sales

**↓ 31%**

60 in December 2022



Days on market

Days on market 64

Days to close 25

**Total 89**

5 days less than December 2021



Months of inventory

**4.0**

Compared to 1.4 in December 2021

#### About the data used in this report

Data used in this report come from the Texas REALTOR® Data Relevance Project, a partnership among the Texas Association of REALTORS® and local REALTOR® associations throughout the state. Analysis is provided through a research agreement with the Real Estate Center at Texas A&M University.



TEXAS A&M UNIVERSITY  
Texas Real Estate Research Center



# Harlingen Housing Report

## December 2022



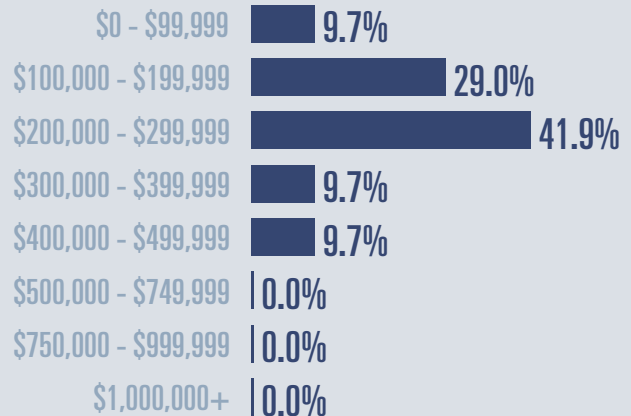
Median price

\$212,500

↑ **4.2%**

Compared to December 2021

### Price Distribution



Active listings

↑ **180%**

112 in December 2022



Closed sales

↓ **17.1%**

34 in December 2022



Days on market

Days on market 42

Days to close 39

Total 81

10 days less than December 2021



Months of inventory

**2.7**

Compared to 0.9 in December 2021

#### About the data used in this report

Data used in this report come from the Texas REALTOR® Data Relevance Project, a partnership among the Texas Association of REALTORS® and local REALTOR® associations throughout the state. Analysis is provided through a research agreement with the Real Estate Center at Texas A&M University.



TEXAS A&M UNIVERSITY  
Texas Real Estate Research Center



# San Benito Housing Report

## December 2022



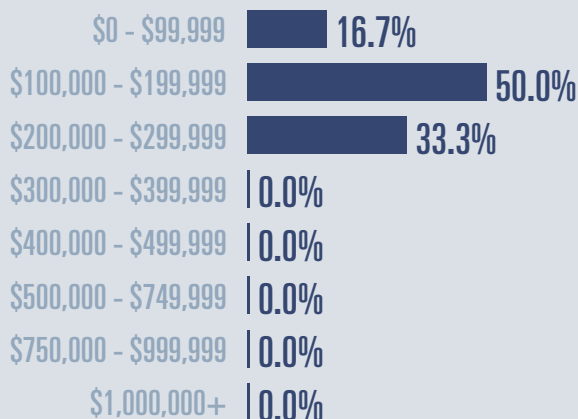
Median price

\$170,000

↑ **55.3%**

Compared to December 2021

### Price Distribution



Active listings

↑ **7.1%**

30 in December 2022



Closed sales

↓ **14.3%**

6 in December 2022



Days on market

Days on market 22

Days to close 23

Total 45

17 days less than December 2021



Months of inventory

**3.4**

Compared to 3.5 in December 2021

#### About the data used in this report

Data used in this report come from the Texas REALTOR® Data Relevance Project, a partnership among the Texas Association of REALTORS® and local REALTOR® associations throughout the state. Analysis is provided through a research agreement with the Real Estate Center at Texas A&M University.



TEXAS A&M UNIVERSITY  
Texas Real Estate Research Center

