

McAllen-Edinburg-Mission MSA Housing Report

July 2024



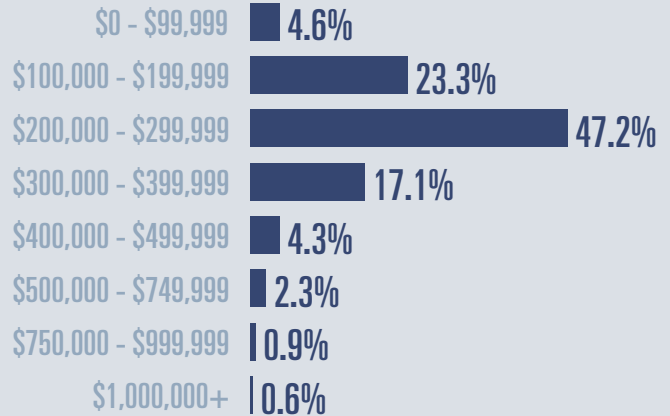
Median price

\$240,000

↑ **2.1%**

Compared to July 2023

Price Distribution



Active listings

↑ **51.8%**

2,296 in July 2024



Closed sales

↑ **21.1%**

384 in July 2024



Days on market

Days on market 74

Days to close 27

Total 101

9 days more than July 2023



Months of inventory

6.8

Compared to 4.7 in July 2023

About the data used in this report

Data used in this report come from the Texas REALTOR® Data Relevance Project, a partnership among the Texas Association of REALTORS® and local REALTOR® associations throughout the state. Analysis is provided through a research agreement with the Real Estate Center at Texas A&M University.



GREATER McALLEN
ASSOCIATION OF REALTORS®

Alamo Housing Report

July 2024



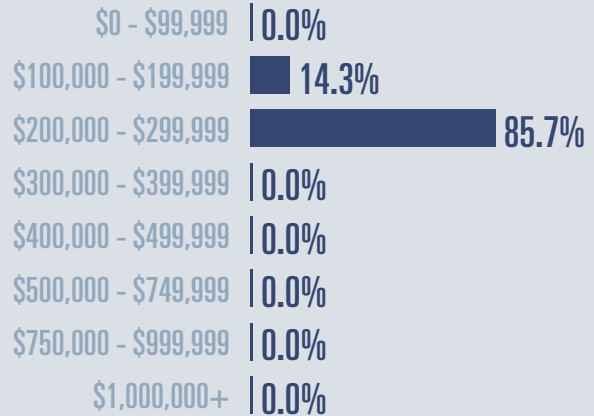
Median price

\$260,000

↑ **28.4%**

Compared to July 2023

Price Distribution



Active listings

↑ **113.6%**

47 in July 2024



Closed sales

↑ **75%**

7 in July 2024



Days on market

Days on market 93

Days to close 31

Total 124

53 days more than July 2023



Months of inventory

5.3

Compared to 2.5 in July 2023

About the data used in this report

Data used in this report come from the Texas REALTOR® Data Relevance Project, a partnership among the Texas Association of REALTORS® and local REALTOR® associations throughout the state. Analysis is provided through a research agreement with the Real Estate Center at Texas A&M University.



GREATER McALLEN
ASSOCIATION OF REALTORS®

Alton Housing Report

July 2024



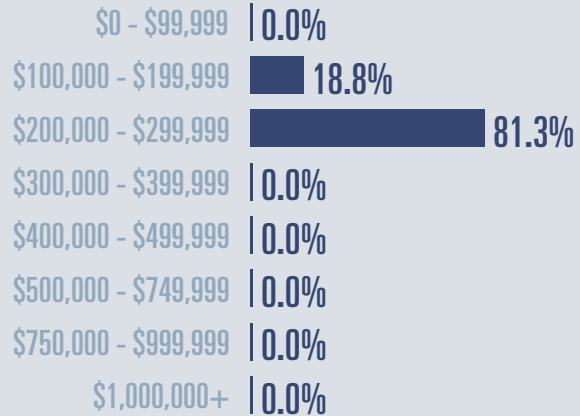
Median price

\$233,500

↓ **6.6%**

Compared to July 2023

Price Distribution



Active listings

↓ **4.4%**

66 in July 2024



Closed sales

↑ **6.3%**

17 in July 2024



Days on market

Days on market 111

Days to close 27

Total 138

35 days more than July 2023



Months of inventory

4.7

Compared to 6.0 in July 2023

About the data used in this report

Data used in this report come from the Texas REALTOR® Data Relevance Project, a partnership among the Texas Association of REALTORS® and local REALTOR® associations throughout the state. Analysis is provided through a research agreement with the Real Estate Center at Texas A&M University.



GREATER McALLEN
ASSOCIATION OF REALTORS®

Donna Housing Report

July 2024



Median price

\$130,350

↓ **31.4%**

Compared to July 2023

Price Distribution

\$0 - \$99,999	50.0%
\$100,000 - \$199,999	50.0%
\$200,000 - \$299,999	0.0%
\$300,000 - \$399,999	0.0%
\$400,000 - \$499,999	0.0%
\$500,000 - \$749,999	0.0%
\$750,000 - \$999,999	0.0%
\$1,000,000+	0.0%



Active listings

↑ **55%**

31 in July 2024



Closed sales

↓ **55.6%**

4 in July 2024



Days on market

Days on market 99

Days to close 20

Total 119

44 days more than July 2023



Months of inventory

6.8

Compared to 4.8 in July 2023

About the data used in this report

Data used in this report come from the Texas REALTOR® Data Relevance Project, a partnership among the Texas Association of REALTORS® and local REALTOR® associations throughout the state. Analysis is provided through a research agreement with the Real Estate Center at Texas A&M University.



GREATER McALLEN
ASSOCIATION OF REALTORS®

Edinburg Housing Report

July 2024




Median price

\$296,000

↑ **14.7%**

Compared to July 2023

Price Distribution



Active listings

↑ **52.6%**

261 in July 2024



Closed sales

↑ **16.2%**

43 in July 2024



Days on market

Days on market 79

Days to close 25

Total 104

32 days more than July 2023



Months of inventory

6.4

Compared to 3.9 in July 2023

About the data used in this report

Data used in this report come from the Texas REALTOR® Data Relevance Project, a partnership among the Texas Association of REALTORS® and local REALTOR® associations throughout the state. Analysis is provided through a research agreement with the Real Estate Center at Texas A&M University.



GREATER McALLEN
ASSOCIATION OF REALTORS®

Hidalgo Housing Report

July 2024



Median price

\$243,000

↑ **7.3%**

Compared to July 2023

Price Distribution

\$0 - \$99,999	0.0%
\$100,000 - \$199,999	42.9%
\$200,000 - \$299,999	57.1%
\$300,000 - \$399,999	0.0%
\$400,000 - \$499,999	0.0%
\$500,000 - \$749,999	0.0%
\$750,000 - \$999,999	0.0%
\$1,000,000+	0.0%



Active listings

↑ **30.8%**

34 in July 2024



Closed sales

↑ **133.3%**

7 in July 2024



Days on market

Days on market 69

Days to close 22

Total 91

15 days less than July 2023



Months of inventory

6.8

Compared to 6.4 in July 2023

About the data used in this report

Data used in this report come from the Texas REALTOR® Data Relevance Project, a partnership among the Texas Association of REALTORS® and local REALTOR® associations throughout the state. Analysis is provided through a research agreement with the Real Estate Center at Texas A&M University.



GREATER McALLEN
ASSOCIATION OF REALTORS®

La Joya Housing Report

July 2024



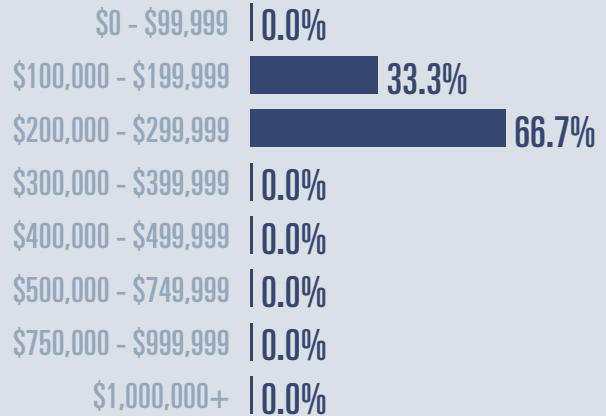
Median price

\$225,400

↑ **52.3%**

Compared to July 2023

Price Distribution



Active listings

Flat

0%

30 in July 2024



Closed sales

↑ **500%**

6 in July 2024



Days on market

Days on market 70

Days to close 33

Total 103

84 days more than July 2023



Months of inventory

12.4

Compared to 21.2 in July 2023

About the data used in this report

Data used in this report come from the Texas REALTOR® Data Relevance Project, a partnership among the Texas Association of REALTORS® and local REALTOR® associations throughout the state. Analysis is provided through a research agreement with the Real Estate Center at Texas A&M University.



GREATER McALLEN
ASSOCIATION OF REALTORS®

McAllen Housing Report

July 2024



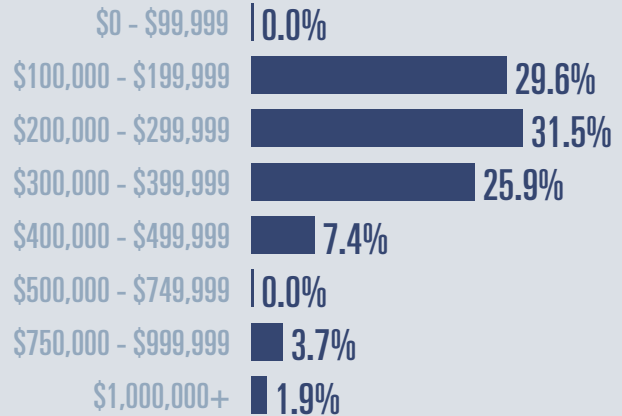
Median price

\$240,000

↓ **5.9%**

Compared to July 2023

Price Distribution



Active listings

↑ **38.4%**

404 in July 2024



Closed sales

↓ **9.4%**

58 in July 2024



Days on market

Days on market 60

Days to close 28

Total 88

1 day less than July 2023



Months of inventory

5.7

Compared to 4.0 in July 2023

About the data used in this report

Data used in this report come from the Texas REALTOR® Data Relevance Project, a partnership among the Texas Association of REALTORS® and local REALTOR® associations throughout the state. Analysis is provided through a research agreement with the Real Estate Center at Texas A&M University.



GREATER McALLEN
ASSOCIATION OF REALTORS®

Mercedes Housing Report

July 2024



Median price

\$133,250

↓ **40.4%**

Compared to July 2023

Price Distribution

\$0 - \$99,999	0.0%
\$100,000 - \$199,999	100.0%
\$200,000 - \$299,999	0.0%
\$300,000 - \$399,999	0.0%
\$400,000 - \$499,999	0.0%
\$500,000 - \$749,999	0.0%
\$750,000 - \$999,999	0.0%
\$1,000,000+	0.0%



Active listings

↓ **25%**

24 in July 2024



Closed sales

↓ **75%**

2 in July 2024



Days on market

Days on market 40

Days to close 30

Total 70

160 days less than July 2023



Months of inventory

4.4

Compared to 4.9 in July 2023

About the data used in this report

Data used in this report come from the Texas REALTOR® Data Relevance Project, a partnership among the Texas Association of REALTORS® and local REALTOR® associations throughout the state. Analysis is provided through a research agreement with the Real Estate Center at Texas A&M University.



GREATER McALLEN
ASSOCIATION OF REALTORS®

Mission Housing Report

July 2024




Median price

\$259,000

↑ **0.4%**

Compared to July 2023

Price Distribution



Active listings

↑ **67%**

314 in July 2024



Closed sales

↑ **67.4%**

72 in July 2024



Days on market

Days on market 65

Days to close 28

Total 93

9 days more than July 2023



Months of inventory

6.6

Compared to 4.3 in July 2023

About the data used in this report

Data used in this report come from the Texas REALTOR® Data Relevance Project, a partnership among the Texas Association of REALTORS® and local REALTOR® associations throughout the state. Analysis is provided through a research agreement with the Real Estate Center at Texas A&M University.



GREATER McALLEN
ASSOCIATION OF REALTORS®

Pharr Housing Report

July 2024




Median price

\$175,000

↓ **8.1%**

Compared to July 2023

Price Distribution



Active listings

↑ **21.4%**

119 in July 2024



Closed sales

↓ **9.1%**

20 in July 2024



Days on market

Days on market 54

Days to close 28

Total 82

11 days less than July 2023



Months of inventory

5.5

Compared to 4.0 in July 2023

About the data used in this report

Data used in this report come from the Texas REALTOR® Data Relevance Project, a partnership among the Texas Association of REALTORS® and local REALTOR® associations throughout the state. Analysis is provided through a research agreement with the Real Estate Center at Texas A&M University.



GREATER McALLEN
ASSOCIATION OF REALTORS®

San Juan Housing Report

July 2024



Median price

\$197,000

↓ **15.8%**

Compared to July 2023

Price Distribution

\$0 - \$99,999	0.0%
\$100,000 - \$199,999	50.0%
\$200,000 - \$299,999	50.0%
\$300,000 - \$399,999	0.0%
\$400,000 - \$499,999	0.0%
\$500,000 - \$749,999	0.0%
\$750,000 - \$999,999	0.0%
\$1,000,000+	0.0%



Active listings

↑ **40%**

84 in July 2024



Closed sales

↑ **71.4%**

12 in July 2024



Days on market

Days on market 49

Days to close 22

Total 71

21 days less than July 2023



Months of inventory

7.2

Compared to 4.6 in July 2023

About the data used in this report

Data used in this report come from the Texas REALTOR® Data Relevance Project, a partnership among the Texas Association of REALTORS® and local REALTOR® associations throughout the state. Analysis is provided through a research agreement with the Real Estate Center at Texas A&M University.



GREATER McALLEN
ASSOCIATION OF REALTORS®

Weslaco Housing Report

July 2024



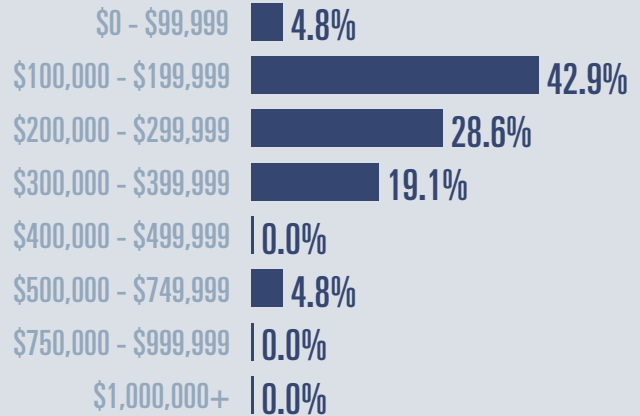
Median price

\$212,000

↓ **2.8%**

Compared to July 2023

Price Distribution



Active listings

↑ **90%**

133 in July 2024



Closed sales

↑ **29.4%**

22 in July 2024



Days on market

Days on market 69

Days to close 29

Total 98

16 days more than July 2023



Months of inventory

8.4

Compared to 4.3 in July 2023

About the data used in this report

Data used in this report come from the Texas REALTOR® Data Relevance Project, a partnership among the Texas Association of REALTORS® and local REALTOR® associations throughout the state. Analysis is provided through a research agreement with the Real Estate Center at Texas A&M University.



GREATER McALLEN
ASSOCIATION OF REALTORS®