



# Alton Housing Report

## January 2025



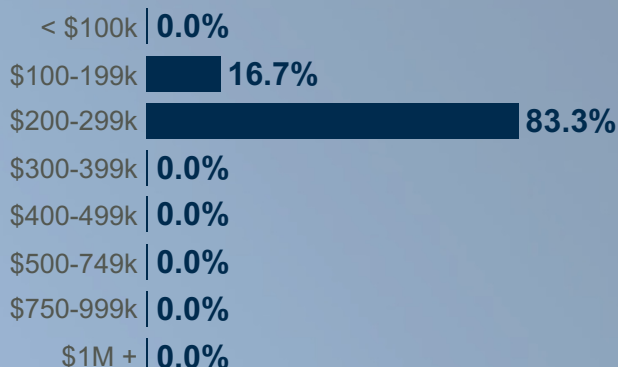
### Median Price

\$270,000

▲ **15.1%**

Compared to  
January 2024

### Price Distribution



### Active Listings

▼ **-4.3%**

90 in  
January 2025

### Closed Sales

▼ **-57.1%**

6 in  
January 2025



### Days on Market



Days on Market **92**

Days to Close **28**

**Total 120**

15 days more than January  
2024

### Months Inventory



**7.3**

▲ 0.5 from  
January 2024

© 2025 Texas REALTORS® - Data used in this report come from the Texas REALTOR® Data Relevance Project, a partnership among Texas REALTORS® and local REALTOR® associations throughout the state. Analysis provided through a research agreement with the Real Estate Center at Texas A&M University.



**GREATER McALLEN**  
ASSOCIATION OF REALTORS®





# Weslaco Housing Report

## January 2025



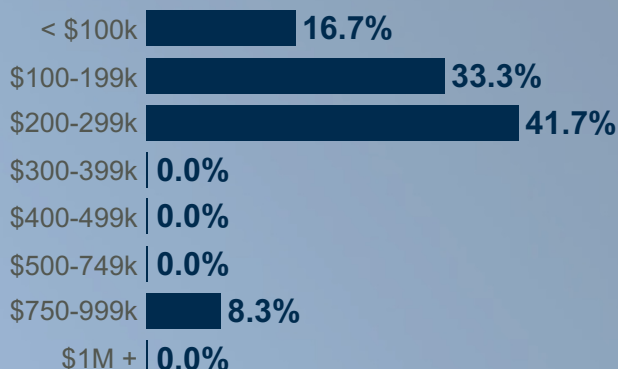
### Median Price

\$198,000

▼ **-7.9%**

Compared to  
January 2024

### Price Distribution



### Active Listings

▲ **49.5%**

151 in  
January 2025

### Closed Sales

▼ **-7.7%**

12 in  
January 2025



### Days on Market



Days on Market **83**

Days to Close **31**

**Total 114**

26 days more than January  
2024

### Months Inventory



**8.9**

▲ 2.0 from  
January 2024

© 2025 Texas REALTORS® - Data used in this report come from the Texas REALTOR® Data Relevance Project, a partnership among Texas REALTORS® and local REALTOR® associations throughout the state. Analysis provided through a research agreement with the Real Estate Center at Texas A&M University.



**GREATER McALLEN**  
ASSOCIATION OF REALTORS®





# San Juan Housing Report

## January 2025



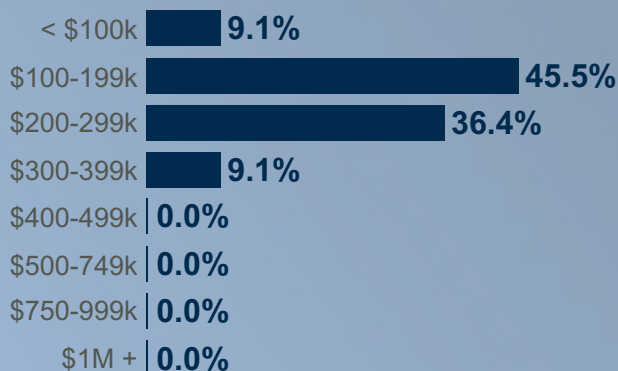
### Median Price

\$190,000

▼ **-24.0%**

Compared to  
January 2024

### Price Distribution



### Active Listings

▲ **39.2%**

103 in  
January 2025

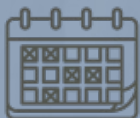
### Closed Sales

▲ **22.2%**

11 in  
January 2025



### Days on Market



Days on Market **99**

Days to Close **42**

---

**Total 141**

2 days less than January 2024

### Months Inventory



**8.4**

▲ 2.0 from  
January 2024

© 2025 Texas REALTORS® - Data used in this report come from the Texas REALTOR® Data Relevance Project, a partnership among Texas REALTORS® and local REALTOR® associations throughout the state. Analysis provided through a research agreement with the Real Estate Center at Texas A&M University.



**GREATER McALLEN**  
ASSOCIATION OF REALTORS®





# Rio Grande City Housing Report

## January 2025



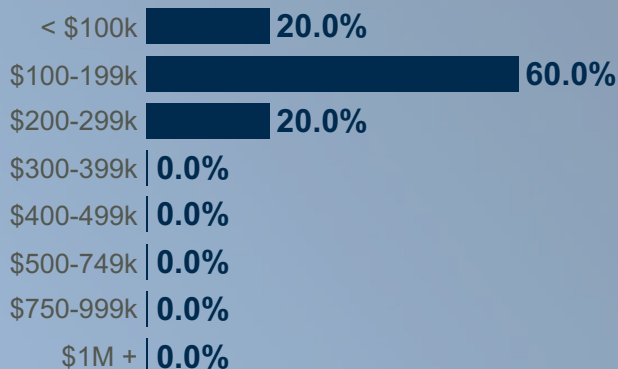
### Median Price

\$180,000

▲ **100.0%**

Compared to  
January 2024

### Price Distribution



### Active Listings

▲ **0.0%**

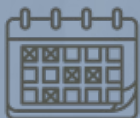
29 in  
January 2025

### Closed Sales



▲ **100.0%**

5 in  
January 2025



### Days on Market

Days on Market **100**

Days to Close **64**

**Total 164**

100 days more than January  
2024

### Months Inventory



**11.6**

▲ 2.9 from  
January 2024

© 2025 Texas REALTORS® - Data used in this report come from the Texas REALTOR® Data Relevance Project, a partnership among Texas REALTORS® and local REALTOR® associations throughout the state. Analysis provided through a research agreement with the Real Estate Center at Texas A&M University.



**GREATER McALLEN**  
ASSOCIATION OF REALTORS®





# Pharr Housing Report

## January 2025



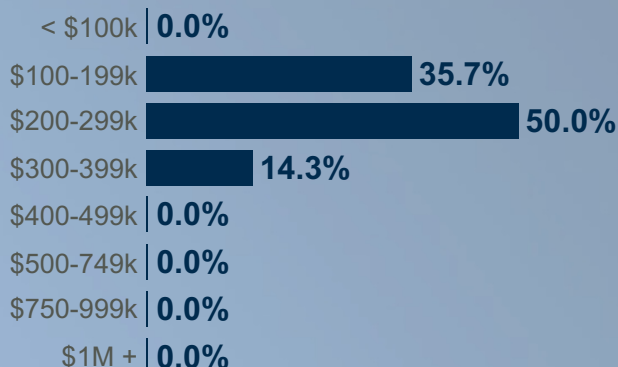
### Median Price

\$208,000

▲ **11.8%**

Compared to  
January 2024

### Price Distribution



### Active Listings

▲ **21.6%**

141 in  
January 2025

### Closed Sales

▼ **-16.7%**

15 in  
January 2025



### Days on Market



Days on Market **72**

Days to Close **26**

**Total 98**

11 days more than January  
2024

### Months Inventory



**7.0**

▲ 1.9 from  
January 2024

© 2025 Texas REALTORS® - Data used in this report come from the Texas REALTOR® Data Relevance Project, a partnership among Texas REALTORS® and local REALTOR® associations throughout the state. Analysis provided through a research agreement with the Real Estate Center at Texas A&M University.



**GREATER McALLEN**  
ASSOCIATION OF REALTORS®







# Palmview Housing Report

## January 2025



### Median Price

\$0  
▼ **-100.0%**

Compared to  
January 2024

### Price Distribution

< \$100k	0.0%
\$100-199k	0.0%
\$200-299k	0.0%
\$300-399k	0.0%
\$400-499k	0.0%
\$500-749k	0.0%
\$750-999k	0.0%
\$1M +	0.0%



### Active Listings

▲ **50.0%**

21 in  
January 2025

### Closed Sales

▼ **-100.0%**

0 in  
January 2025



### Days on Market



Days on Market 0

Days to Close 0

**Total 0**

102 days less than January  
2024

### Months Inventory

**19.4**

▲ 11.7 from  
January 2024



© 2025 Texas REALTORS® - Data used in this report come from the Texas REALTOR® Data Relevance Project, a partnership among Texas REALTORS® and local REALTOR® associations throughout the state. Analysis provided through a research agreement with the Real Estate Center at Texas A&M University.



**GREATER McALLEN**  
ASSOCIATION OF REALTORS®





# Palmhurst Housing Report

## January 2025



### Median Price

\$450,000

▲ **100.0%**

Compared to  
January 2024

### Price Distribution

< \$100k	0.0%
\$100-199k	0.0%
\$200-299k	0.0%
\$300-399k	0.0%
\$400-499k	100.0%
\$500-749k	0.0%
\$750-999k	0.0%
\$1M +	0.0%



### Active Listings

▲ **40.0%**

14 in  
January 2025

### Closed Sales

▲ **100.0%**

1 in  
January 2025



### Days on Market



Days on Market **648**

Days to Close **63**

**Total 711**

648 days more than January  
2024

### Months Inventory

**16.8**

▲ 9.3 from  
January 2024



© 2025 Texas REALTORS® - Data used in this report come from the Texas REALTOR® Data Relevance Project, a partnership among Texas REALTORS® and local REALTOR® associations throughout the state. Analysis provided through a research agreement with the Real Estate Center at Texas A&M University.



**GREATER McALLEN**  
ASSOCIATION OF REALTORS®





# Mission Housing Report

## January 2025



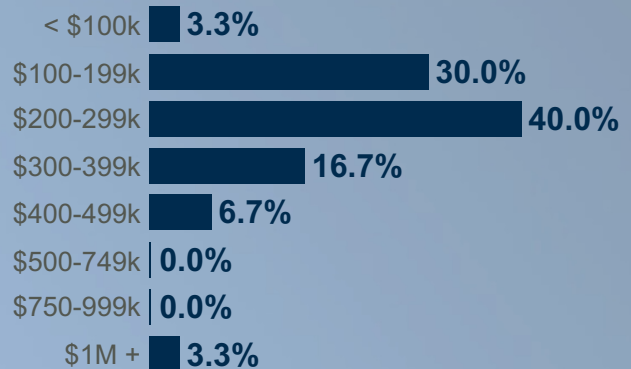
### Median Price

\$239,000

▲ **18.9%**

Compared to  
January 2024

### Price Distribution



### Active Listings

▲ **41.3%**

356 in  
January 2025

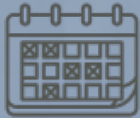
### Closed Sales

▲ **3.2%**

32 in  
January 2025



### Days on Market



Days on Market **84**

Days to Close **30**

---

**Total 114**

21 days more than January  
2024

### Months Inventory

**7.6**

▲ 1.9 from  
January 2024



© 2025 Texas REALTORS® - Data used in this report come from the Texas REALTOR® Data Relevance Project, a partnership among Texas REALTORS® and local REALTOR® associations throughout the state. Analysis provided through a research agreement with the Real Estate Center at Texas A&M University.



**GREATER McALLEN**  
ASSOCIATION OF REALTORS®







# McAllen Housing Report

## January 2025



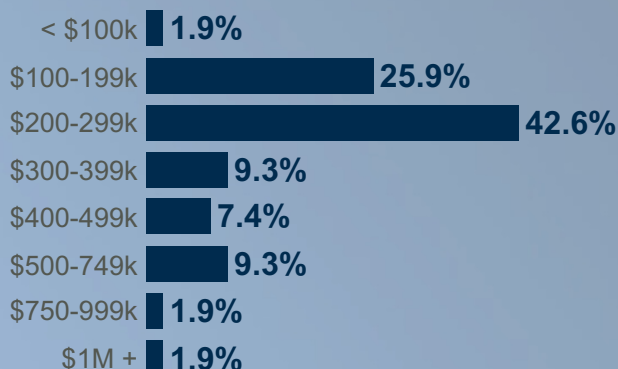
### Median Price

\$231,500

▼ **-12.6%**

Compared to  
January 2024

### Price Distribution



### Active Listings

▲ **34.1%**

421 in  
January 2025

### Closed Sales

▼ **-17.4%**

57 in  
January 2025



### Days on Market



Days on Market **68**

Days to Close **34**

---

**Total 102**

8 days more than January 2024

### Months Inventory

**6.2**

▲ 1.7 from  
January 2024



© 2025 Texas REALTORS® - Data used in this report come from the Texas REALTOR® Data Relevance Project, a partnership among Texas REALTORS® and local REALTOR® associations throughout the state. Analysis provided through a research agreement with the Real Estate Center at Texas A&M University.



**GREATER McALLEN**  
ASSOCIATION OF REALTORS®





# Edinburg Housing Report

## January 2025



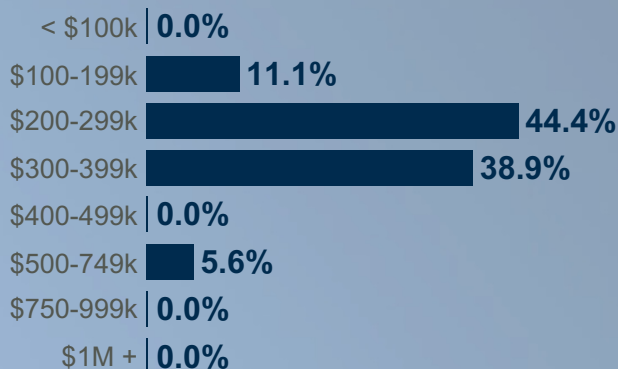
### Median Price

\$297,000

▲ **29.1%**

Compared to  
January 2024

### Price Distribution



### Active Listings

▲ **34.9%**

294 in  
January 2025

### Closed Sales

▼ **-38.7%**

19 in  
January 2025



### Days on Market



Days on Market **79**

Days to Close **23**

**Total 102**

25 days more than January  
2024

### Months Inventory



**7.5**

▲ 2.5 from  
January 2024

© 2025 Texas REALTORS® - Data used in this report come from the Texas REALTOR® Data Relevance Project, a partnership among Texas REALTORS® and local REALTOR® associations throughout the state. Analysis provided through a research agreement with the Real Estate Center at Texas A&M University.



**GREATER McALLEN**  
ASSOCIATION OF REALTORS®





# Donna Housing Report

## January 2025




### Median Price

\$207,000

▼ **-10.8%**

Compared to  
January 2024

### Price Distribution



### Active Listings

▲ **65.2%**

38 in  
January 2025

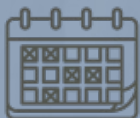
### Closed Sales

▲ **25.0%**

5 in  
January 2025



### Days on Market



Days on Market **153**

Days to Close **24**

**Total 177**

123 days more than January  
2024

### Months Inventory

**7.9**

▲ 3.2 from  
January 2024



© 2025 Texas REALTORS® - Data used in this report come from the Texas REALTOR® Data Relevance Project, a partnership among Texas REALTORS® and local REALTOR® associations throughout the state. Analysis provided through a research agreement with the Real Estate Center at Texas A&M University.



**GREATER McALLEN**  
ASSOCIATION OF REALTORS®

