

Brownsville Housing Report

March 2026



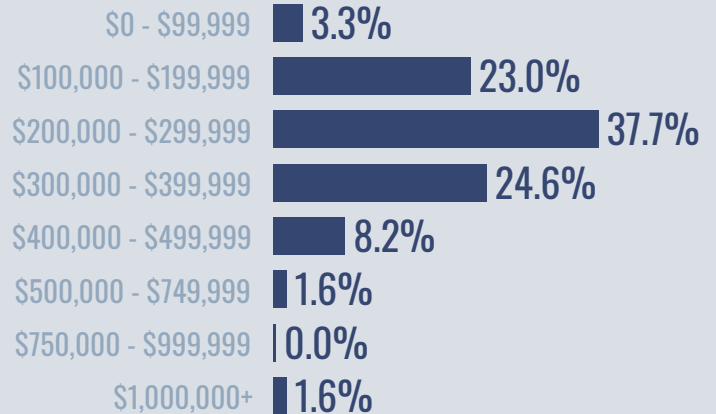
Median price

\$259,500

↑ **10.4%**

Compared to March 2025

Price Distribution



Active listings

↓ **16.3%**

395 in March 2026



Closed sales

↓ **1.5%**

66 in March 2026



Days on market

Days on market 79

Days to close 29

Total 108

3 days less than March 2025



Months of inventory

5.2

Compared to 6.5 in March 2025

About the data used in this report

Data used in this report come from the Texas REALTOR® Data Relevance Project, a partnership among the Texas Association of REALTORS® and local REALTOR® associations throughout the state. Analysis is provided through a research agreement with the Real Estate Center at Texas A&M University.



Harlingen Housing Report

March 2026




Median price

\$215,000

↑ **5.1%**

Compared to March 2025

Price Distribution



Active listings

↑ **37.4%**

268 in March 2026



Closed sales

Flat **0%**

36 in March 2026



Days on market

Days on market 87

Days to close 28

Total 115

25 days less than March 2025



Months of inventory

7.2

Compared to 5.8 in March 2025

About the data used in this report

Data used in this report come from the Texas REALTOR® Data Relevance Project, a partnership among the Texas Association of REALTORS® and local REALTOR® associations throughout the state. Analysis is provided through a research agreement with the Real Estate Center at Texas A&M University.



La Feria Housing Report

March 2026



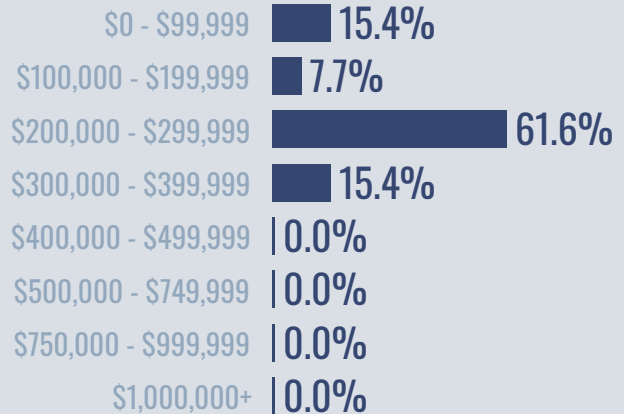
Median price

\$255,000

↓ **1.6%**

Compared to March 2025

Price Distribution



Active listings

↓ **29.2%**

46 in March 2026



Closed sales

↓ **13.3%**

13 in March 2026



Days on market

Days on market 132

Days to close 31

Total 163

66 days more than March 2025



Months of inventory

4.9

Compared to 6.4 in March 2025

About the data used in this report

Data used in this report come from the Texas REALTOR® Data Relevance Project, a partnership among the Texas Association of REALTORS® and local REALTOR® associations throughout the state. Analysis is provided through a research agreement with the Real Estate Center at Texas A&M University.



Los Fresnos Housing Report

March 2026



Median price

\$225,000

↑ **13.6%**

Compared to March 2025

Price Distribution

\$0 - \$99,999	0.0%
\$100,000 - \$199,999	40.0%
\$200,000 - \$299,999	60.0%
\$300,000 - \$399,999	0.0%
\$400,000 - \$499,999	0.0%
\$500,000 - \$749,999	0.0%
\$750,000 - \$999,999	0.0%
\$1,000,000+	0.0%



Active listings

↓ **28.6%**

15 in March 2026



Closed sales

↑ **25%**

5 in March 2026



Days on market

Days on market 33

Days to close 30

Total 63

45 days less than March 2025



Months of inventory

3.5

Compared to 6.1 in March 2025

About the data used in this report

Data used in this report come from the Texas REALTOR® Data Relevance Project, a partnership among the Texas Association of REALTORS® and local REALTOR® associations throughout the state. Analysis is provided through a research agreement with the Real Estate Center at Texas A&M University.



