

MORRIS TOWNSHIP 2022 SALES

Sales Comparison - Morris Township

	<u>2021</u>	<u>2022</u>	<u>Change</u>
New Listings	493	386	-21.7%
Sold Listings	423	357	-15.6%
Average Sale Price	\$706,343	\$784,340	11.04%
Average Days on Market	30	26	-13.33%
List Price / Sale Price	101.40%	104%	2.52%

ADDRESS	LIST PRICE	BED	BATH	SALE PRICE	DOM
220 Pitney Pl*	\$ 315,000	2	1	\$ 305,000	49
213 Pitney Pl*	\$ 319,900	2	1	\$ 340,000	17
405 Pitney Pl*	\$ 320,000	2	1	\$ 320,000	6
81 Village Dr*	\$ 325,000	2	2	\$ 333,000	6
4522 Piedmont Ct*	\$ 325,000	3	1	\$ 348,000	24
306 Pitney Pl*	\$ 329,900	2	1	\$ 355,000	12
519 Pitney Pl*	\$ 335,000	2	1	\$ 335,000	44
14 Village Dr*	\$ 339,000	2	2	\$ 370,000	8
227 E Hanover Ave*	\$ 349,900	3	1	\$ 365,000	20
5B Leva Dr*	\$ 350,000	2	2	\$ 365,000	36
67 VILLAGE DR	\$ 350,000	2	2	\$ 365,000	43
4 Village Drive	\$ 357,000	2	2	\$ 357,000	9
90 Village Dr*	\$ 359,900	2	2	\$ 335,000	18



Debbie Woerner



*Based on GSMLS market data for the time period 2020
 **Wire Fraud is Real! Before wiring any money, call the intended recipient at a number you know is valid to confirm the instructions. Additionally, please note the sender does not have authority to bind a party to a real estate contract via written or verbal communication.



Phone: 973-500-3032
 debbie@debbiewoerner.com

MORRIS TOWNSHIP 2022 SALES

15 Village Dr*	\$ 369,900	2	2	\$ 374,900	11
29 Witherspoon Ct*	\$ 375,000	2	2.1	\$ 380,000	14
66 Fairchild Ave*	\$ 375,000	2	1	\$ 389,000	16
21 Kahdena Rd*	\$ 385,000	2	1	\$ 440,000	9
396 South St*	\$ 389,900	2	1.1	\$ 384,400	25
55 Highland Ave*	\$ 395,000	3	2	\$ 455,000	27
18 Witherspoon Ct*	\$ 399,000	2	2.1	\$ 400,000	4
106B Mill Road	\$ 399,900	2	1.1	\$ 409,000	58
50 Highland Ave*	\$ 399,900	3	1.1	\$ 427,000	14
5C Leva Dr*	\$ 399,900	2	2	\$ 385,000	13
22 Kennedy Rd*	\$ 409,900	3	2	\$ 415,000	10
11C Leva Dr*	\$ 410,000	2	2	\$ 425,000	19
39 Sherman Ave*	\$ 415,000	3	1.1	\$ 428,000	10
38 Witherspoon Ct*	\$ 415,000	2	2.1	\$ 450,000	14
31 Witherspoon Ct*	\$ 420,000	2	2.1	\$ 420,000	29
11D Leva Dr*	\$ 425,000	2	2	\$ 425,000	38
12 Prospect Pl*	\$ 425,000	3	1	\$ 425,000	7
10B Leva Dr*	\$ 435,000	3	2	\$ 430,000	42
5 Hancock Dr*	\$ 440,000	2	2.1	\$ 434,000	14
104 W Hanover Ave*	\$ 449,000	3	2.1	\$ 439,500	30
7 Lawndale Ave*	\$ 450,000	3	1.1	\$ 450,000	121
8 Midland Drive	\$ 450,000	3	1	\$ 501,000	17
7D Leva Dr*	\$ 450,000	2	2	\$ 465,000	20



Debbie Woerner



#1 Small Team, Coldwell Banker Realty | Global Luxury Specialist

*Based on GSMLS market data for the time period 2020
 **Wire Fraud is Real! Before wiring any money, call the intended recipient at a number you know is valid to confirm the instructions. Additionally, please note the sender does not have authority to bind a party to a real estate contract via written or verbal communication.




Phone: 973-500-3032
 debbie@debbiewoerner.com

MORRIS TOWNSHIP 2022 SALES

15 Witherspoon Ct*	\$ 450,000	2	2.1	\$ 450,000	14
12 Timothy Ct*	\$ 469,000	2	2.1	\$ 515,000	16
2 Timothy Ct*	\$ 469,500	2	2.1	\$ 475,000	18
7 Timothy Ct*	\$ 469,900	2	3.1	\$ 460,100	31
15 Cedar St*	\$ 469,900	3	1.1	\$ 475,000	7
8 Lake Valley Rd*	\$ 475,000	4	2.1	\$ 470,000	44
3 Caroline Foster Ct*	\$ 475,000	2	2.1	\$ 475,000	21
45 Davenport Pl*	\$ 475,000	2	2	\$ 505,000	72
77 Hancock Dr*	\$ 475,000	2	2.1	\$ 465,000	42
22 Mill Rd*	\$ 479,000	4	2	\$ 535,000	14
17 Carlton St*	\$ 479,900	4	2	\$ 493,500	13
21 Davenport Pl*	\$ 479,900	2	3	\$ 470,000	10
4B Leva Dr*	\$ 485,000	2	2.1	\$ 495,000	9
25 Hancock Dr*	\$ 489,900	2	2.1	\$ 516,000	11
2 Elder Dr*	\$ 489,900	4	1	\$ 445,000	44
8 Timothy Ct*	\$ 495,000	2	2.1	\$ 525,000	10
48 Wildflower Ln*	\$ 495,000	2	2.1	\$ 520,000	7
63 Wildflower Ln*	\$ 499,000	3	2.1	\$ 520,000	10
373 South St*	\$ 499,000	3	2	\$ 577,000	11
19 Independence Ct*	\$ 499,000	3	2.1	\$ 523,000	9
408 South St*	\$ 499,000	3	2	\$ 477,000	26
141 Western Ave*	\$ 499,000	4	2	\$ 425,000	38
2 Caroline Foster Ct*	\$ 499,900	2	2.1	\$ 500,000	14



Debbie Woerner



*Based on GSMLS market data for the time period 2020
 "Wire Fraud is Real" Before wiring any money, call the intended recipient at a number you know is valid to confirm the instructions. Additionally, please note the sender does not have authority to bind a party to a real estate contract via written or verbal communication.




Phone: 973-500-3032
 debbie@debbiewoerner.com

MORRIS TOWNSHIP 2022 SALES

117 Burnham Rd*	\$ 500,000	3	1	\$ 510,000	18
23 Gregory Ave*	\$ 509,000	3	1.1	\$ 499,000	14
16 Keats Way*	\$ 515,000	2	2.1	\$ 515,000	34
150 Mount Kemble Ave*	\$ 515,000	3	1.1	\$ 540,000	16
62 Highland Ave*	\$ 519,999	4	3	\$ 495,000	160
82 Burnham Pkwy*	\$ 524,000	3	2	\$ 581,000	9
8 HOUSE RD	\$ 525,000	4	2.1	\$ 535,000	105
101 Woodland Ave*	\$ 525,000	4	2	\$ 525,000	92
15 Albert Ave*	\$ 525,000	3	1.1	\$ 525,000	14
8 Albert Ave*	\$ 525,000	3	1	\$ 535,000	16
130 Hillcrest Ave*	\$ 525,000	4	2	\$ 535,000	22
5 Cromwell Dr*	\$ 525,000	3	2.1	\$ 735,000	9
17 Davenport Pl*	\$ 529,000	3	3	\$ 579,000	9
103 Harter Rd*	\$ 530,000	4	2	\$ 550,000	7
3 Carlton St*	\$ 534,900	4	2.1	\$ 545,000	14
33 Sherman Ave*	\$ 535,000	3	1.1	\$ 565,000	4
144 Hillcrest Ave*	\$ 535,000	3	1.1	\$ 581,000	16
17 Gate House Ct*	\$ 539,000	2	2	\$ 524,500	29
111 Fairchild Ave*	\$ 539,900	4	2	\$ 540,000	11
9 Gregory Ave*	\$ 548,000	3	1.1	\$ 581,000	12
80 Woodlawn Dr*	\$ 549,000	3	1.1	\$ 561,000	42
12 Schoolhouse Ln*	\$ 549,000	3	2	\$ 592,000	6
38 Byron Ave*	\$ 549,000	2	2.1	\$ 537,500	28



Debbie Woerner



*Based on GSMLS market data for the time period 2020
 **Wire Fraud is Real! Before wiring any money, call the intended recipient at a number you know is valid to confirm the instructions. Additionally, please note the sender does not have authority to bind a party to a real estate contract via written or verbal communication.



Phone: 973-500-3032
 debbie@debbiewoerner.com

MORRIS TOWNSHIP 2022 SALES

20 Stewart Dr*	\$ 550,000	3	1.2	\$ 565,000	22
21 Junard Dr*	\$ 550,000	2	2.1	\$ 580,000	13
19 Cadence Ct*	\$ 551,900	2	2.1	\$ 575,000	7
308 Mount Kemble Ave*	\$ 559,000	4	2	\$ 635,000	19
48 E Lake Blvd*	\$ 565,000	3	1.1	\$ 625,000	10
22 Cadence Ct*	\$ 567,000	2	2.1	\$ 563,000	62
136 Lake Valley Rd*	\$ 574,999	4	3	\$ 626,500	14
9 Flintlock Run*	\$ 575,000	2	2	\$ 620,000	7
47 Fairchild Ave*	\$ 575,000	3	2	\$ 630,000	13
45 Fairchild Ave*	\$ 575,000	4	2.1	\$ 600,000	18
52 Keats Way*	\$ 575,000	2	2.1	\$ 575,000	15
16 Northbridge Pl*	\$ 579,000	3	2.1	\$ 545,000	13
21 Cadence Ct*	\$ 579,000	2	3	\$ 570,000	34
16 Craig Rd*	\$ 580,000	4	2.1	\$ 630,000	13
6 Zamrok Way*	\$ 580,000	2	3.1	\$ 600,000	15
2 Maxine Dr*	\$ 580,000	4	2	\$ 625,000	8
20 Briant Ave*	\$ 589,000	4	1.1	\$ 635,000	16
4 Marianna Pl*	\$ 589,500	3	1.1	\$ 572,000	14
8 Cadence Ct*	\$ 589,900	2	2.1	\$ 589,900	17
16 Maxine Dr*	\$ 590,000	4	2.1	\$ 595,000	14
8 Delmar Ave*	\$ 595,000	3	2	\$ 655,000	8
30 Pilgrim Court	\$ 595,000	3	2.1	\$ 650,000	18
58 Mill Rd*	\$ 599,000	3	1.1	\$ 625,000	125



Debbie Woerner



*Based on GSMLS market data for the time period 2020
 "Wire Fraud is Real" Before wiring any money, call the intended recipient at a number you know is valid to confirm the instructions. Additionally, please note the sender does not have authority to bind a party to a real estate contract via written or verbal communication.



Phone: 973-500-3032
 debbie@debbiewoerner.com

MORRIS TOWNSHIP 2022 SALES

3 Bedford Place	\$	599,000	4	2	\$	630,000	15
25 Independence Way*	\$	599,000	3	2.1	\$	650,000	8
32 Pilgrim Ct*	\$	599,000	3	3.1	\$	619,000	7
27 Wyndmoor Dr*	\$	599,900	3	2	\$	510,000	139
23 White Birch Rd*	\$	599,900	4	2.1	\$	585,000	94
26 Edgehill Ave*	\$	600,000	4	2.1	\$	766,914	10
6 Bailey Hollow Rd*	\$	600,000	2	3	\$	600,000	69
40 Nottingham Ct*	\$	600,000	2	2.1	\$	575,000	30
25 Pilgrim Ct*	\$	605,000	3	3.1	\$	646,000	0
23 Pilgrim Ct*	\$	609,000	3	2.1	\$	575,500	132
18 Raven Dr*	\$	610,000	3	2.1	\$	662,500	10
51 Dorothy Dr*	\$	615,000	5	3	\$	676,800	9
35 Ketch Rd*	\$	619,000	4	2.2	\$	619,000	10
1 Lidgerwood Pl*	\$	620,000	3	2.1	\$	721,650	9
24 Keats Way*	\$	620,000	3	2.1	\$	620,000	31
12 Mill Rd*	\$	620,000	5	1.1	\$	722,000	9
12 Shelley Pl*	\$	620,000	3	2.1	\$	637,500	15
31 Olmstead Rd*	\$	625,000	3	1	\$	675,000	12
85 Fairmount Ave*	\$	625,000	3	2	\$	638,000	32
20 Center Ave*	\$	625,000	3	2.1	\$	725,000	12
19 Raven Dr*	\$	625,000	3	2.1	\$	610,000	20
32 Raynor Rd*	\$	625,000	5	2.2	\$	625,000	80
2 Lovell Ave*	\$	625,000	3	1.1	\$	625,000	13



Debbie Woerner



*Based on GSMLS market data for the time period 2020
 **Wire Fraud is Real! Before wiring any money, call the intended recipient at a number you know is valid to confirm the instructions. Additionally, please note the sender does not have authority to bind a party to a real estate contract via written or verbal communication.



Phone: 973-500-3032
 debbie@debbiewoerner.com

MORRIS TOWNSHIP 2022 SALES

65 Fairmount Ave*	\$ 635,000	5	2	\$ 683,000	13
64 Independence Way*	\$ 635,000	3	2.1	\$ 615,000	152
155 Hillcrest Ave*	\$ 635,000	4	2	\$ 636,000	22
377 Sussex Avenue	\$ 639,000	4	2	\$ 750,000	15
21 Molly Stark Dr*	\$ 639,000	3	2.1	\$ 750,000	15
11 Symor Dr*	\$ 639,900	3	2	\$ 667,000	10
26 Raynor Rd*	\$ 645,000	3	3	\$ 665,000	11
25 Stonehenge Rd*	\$ 649,000	5	3	\$ 678,000	15
56 Frederick Pl*	\$ 649,000	4	2	\$ 649,000	16
16 Indianhead Rd*	\$ 649,000	4	2.1	\$ 635,000	11
13 Richlyn Ct*	\$ 649,900	4	2.1	\$ 625,500	21
68 Redner Rd*	\$ 650,000	3	2.1	\$ 720,000	11
3 Black Watch Trl*	\$ 650,000	5	3	\$ 721,800	21
36 Raven Dr*	\$ 650,000	3	2.1	\$ 715,000	17
4 Redner Rd*	\$ 650,000	3	2.1	\$ 725,000	8
68 Burnham Pkwy*	\$ 650,000	3	2.1	\$ 815,000	15
22 Fairmount Ave*	\$ 650,000	4	3.1	\$ 731,000	11
6 Irondale Rd*	\$ 650,000	4	3	\$ 690,000	12
9 Independence Ct*	\$ 654,900	3	2.1	\$ 654,900	49
10 Watnong Rd*	\$ 659,000	3	2	\$ 645,000	15
10 Max Dr*	\$ 669,900	4	3	\$ 669,900	45
37 Sherwood Dr*	\$ 669,900	2	1.1	\$ 675,000	24
24 Lord William Penn Dr*	\$ 670,000	4	2.1	\$ 670,000	101



Debbie Woerner



*Based on GSMLS market data for the time period 2020
 **Wire Fraud is Real! Before wiring any money, call the intended recipient at a number you know is valid to confirm the instructions. Additionally, please note the sender does not have authority to bind a party to a real estate contract via written or verbal communication.



Phone: 973-500-3032
 debbie@debbiewoerner.com

MORRIS TOWNSHIP 2022 SALES

247 Western Ave*	\$ 674,998	4	2.1	\$ 665,000	57
43 Sherwood Dr*	\$ 675,000	2	2	\$ 675,000	10
30 Woodcrest Dr*	\$ 685,000	3	2.1	\$ 716,000	9
4 Woodside Rd*	\$ 685,000	4	2.1	\$ 685,000	0
29 Center Ave*	\$ 689,000	4	2.1	\$ 751,500	8
8 Colgate Drive	\$ 689,900	3	3.1	\$ 720,000	9
46 Woodcrest Dr*	\$ 695,000	2	2	\$ 800,000	13
8 Woodcrest Dr*	\$ 695,000	3	2.1	\$ 685,000	0
26 Brookfield Way*	\$ 699,000	4	2.1	\$ 765,000	3
12 Brookfield Way*	\$ 699,000	4	2.1	\$ 735,000	0
1 Skyline Dr*	\$ 699,000	4	2.1	\$ 769,739	7
7 Dorothy Dr*	\$ 699,000	4	3	\$ 750,000	30
36 N Star Dr*	\$ 699,000	4	2.1	\$ 750,000	13
69 Frederick Pl*	\$ 699,000	4	2	\$ 710,000	17
56 Monroe St*	\$ 699,000	4	3.1	\$ 700,000	12
35 Fieldstone Dr*	\$ 699,000	4	2.1	\$ 699,000	15
20 Gerhard Pl*	\$ 699,900	3	3.1	\$ 699,900	18
11 Lohman Rd*	\$ 699,900	4	3.1	\$ 699,900	0
9 Valley View Rd*	\$ 699,900	5	3	\$ 712,150	17
9 Brookfield Way*	\$ 699,999	3	2.1	\$ 675,000	18
22 Stonehenge Rd*	\$ 700,000	5	3	\$ 725,000	39
4 Brookfield Way*	\$ 700,000	3	2.1	\$ 685,000	16
21 Pepperidge Rd*	\$ 700,000	5	3.1	\$ 720,000	14



Debbie Woerner



*Based on GSMLS market data for the time period 2020
 **Wire Fraud is Real! Before wiring any money, call the intended recipient at a number you know is valid to confirm the instructions. Additionally, please note the sender does not have authority to bind a party to a real estate contract via written or verbal communication.



Phone: 973-500-3032
 debbie@debbiewoerner.com

MORRIS TOWNSHIP 2022 SALES

5 Leslie Ct*	\$ 700,000	5	2.1	\$ 794,333	16
208 Lake Rd*	\$ 700,000	4	2.1	\$ 700,000	10
7 Martha Dr*	\$ 700,000	4	2.1	\$ 705,000	14
39 Blackberry Ln*	\$ 710,000	4	2.1	\$ 650,000	85
11 Indianhead Rd*	\$ 715,000	3	3	\$ 705,000	65
76 Hillcrest Ave*	\$ 715,000	3	2.1	\$ 755,000	13
30 Meslar Rd*	\$ 718,000	4	3	\$ 775,000	17
5 Bradley Rd*	\$ 719,000	4	2	\$ 751,000	8
15 Baer Ct*	\$ 719,000	4	3.1	\$ 735,000	7
56 Raynor Rd*	\$ 720,000	4	2.1	\$ 731,000	113
34 Colonial Dr*	\$ 724,000	5	3	\$ 775,000	0
31 Sunderland Dr*	\$ 725,000	4	2.1	\$ 765,000	20
6 Sherwood Dr*	\$ 725,000	2	2.1	\$ 725,000	23
87 Independence Way*	\$ 725,000	3	2.1	\$ 760,101	12
41 Raven Dr*	\$ 725,000	3	2.1	\$ 745,000	10
10 Brookfield Way*	\$ 728,800	3	2.1	\$ 775,000	8
33 Colonial Dr*	\$ 729,000	3	2	\$ 780,000	17
4 Alexandria Rd*	\$ 729,000	4	2.1	\$ 721,000	6
7 BEECHWOOD DR	\$ 729,500	3	3	\$ 735,000	16
30 Gaston Rd*	\$ 729,900	4	4	\$ 735,000	39
32 Boxwood Dr*	\$ 729,999	3	3.1	\$ 761,000	6
3 Gerhard Pl*	\$ 739,000	3	3.1	\$ 775,000	23
10 Cory Rd*	\$ 739,900	5	3	\$ 740,000	32



Debbie Woerner



*Based on GSMLS market data for the time period 2020
 **Wire Fraud is Real! Before wiring any money, call the intended recipient at a number you know is valid to confirm the instructions. Additionally, please note the sender does not have authority to bind a party to a real estate contract via written or verbal communication.



Phone: 973-500-3032
 debbie@debbiewoerner.com

MORRIS TOWNSHIP 2022 SALES

16 CHIMNEY RIDGE DRIVE	\$ 739,900	4	3.1	\$ 760,000	14
2 Black Watch Trl*	\$ 749,000	4	2.1	\$ 780,000	0
77 Chimney Ridge Dr*	\$ 749,000	3	2.1	\$ 810,000	13
21 Brookfield Way*	\$ 749,900	3	2.1	\$ 760,000	14
6 Leslie Ct*	\$ 749,900	4	2.1	\$ 751,000	44
14 Green Knolls Rd*	\$ 749,900	4	3	\$ 780,000	12
9 Jason Ln*	\$ 750,000	4	3.1	\$ 699,000	100
7 House Rd*	\$ 750,000	3	2.2	\$ 805,130	13
67 Skyline Dr*	\$ 750,000	4	3.1	\$ 751,000	14
37 Ferndale Ave*	\$ 750,000	4	2.1	\$ 900,000	8
29 Chimney Ridge Dr*	\$ 750,000	4	2.1	\$ 900,000	10
2 Frederick Pl*	\$ 750,000	4	2.1	\$ 750,000	0
3 Starlight Dr*	\$ 750,000	4	2.1	\$ 810,000	15
17 Lynnfield Dr*	\$ 765,000	4	2.1	\$ 902,000	12
60 Monroe St*	\$ 769,000	4	3.1	\$ 750,000	36
17 Knollwood Dr*	\$ 775,000	4	2.1	\$ 755,000	24
79 Fairchild Ave*	\$ 779,000	4	3.1	\$ 779,000	37
34 Normandy Heights Rd*	\$ 779,000	4	3.1	\$ 750,000	15
7 Buckley Hill Rd*	\$ 779,900	5	2.1	\$ 850,000	14
16 Summit Rd*	\$ 780,000	5	3	\$ 764,000	190
33 Pippins Way*	\$ 780,000	2	2.1	\$ 780,000	51
14 Midland Dr*	\$ 785,000	3	2.1	\$ 865,000	12
54 Blackberry Ln*	\$ 785,000	6	4.1	\$ 740,000	170



Debbie Woerner



*Based on GSMLS market data for the time period 2020
 **Wire Fraud is Real! Before wiring any money, call the intended recipient at a number you know is valid to confirm the instructions. Additionally, please note the sender does not have authority to bind a party to a real estate contract via written or verbal communication.



Phone: 973-500-3032
 debbie@debbiewoerner.com

MORRIS TOWNSHIP 2022 SALES

6 Braidburn Way*	\$ 787,600	4	4	\$ 850,000	7
28 Corn Hill Dr*	\$ 789,000	5	2.1	\$ 832,000	52
2 Mountainside Dr*	\$ 789,000	3	3	\$ 900,000	14
19 Netherton Ter*	\$ 789,000	4	2.1	\$ 742,000	0
25 Ellsworth Ave*	\$ 795,000	4	2.1	\$ 821,000	21
111 Skyline Dr*	\$ 795,000	5	3	\$ 820,000	17
33 Pippins Way*	\$ 795,000	2	2.1	\$ 806,000	8
58 MONROE ST*	\$ 799,000	4	2.1	\$ 670,000	12
32 Skyline Dr*	\$ 799,000	5	3	\$ 900,000	6
38 W Hanover Ave*	\$ 799,000	4	3.1	\$ 780,000	16
6 Allen Dr*	\$ 799,000	3	2	\$ 809,000	9
51 Schoolhouse Ln*	\$ 799,000	3	2.1	\$ 900,000	8
5 Hearthstone Way*	\$ 799,000	4	2.1	\$ 875,000	12
21 Symor Dr*	\$ 799,900	4	2.1	\$ 989,000	6
3 Pudding Stone Ct*	\$ 799,900	5	2.1	\$ 826,000	14
56 Chimney Ridge Dr*	\$ 799,900	5	3	\$ 850,000	12
21 Bell Dr*	\$ 799,900	4	2.1	\$ 899,000	16
30 Nottingham Ct*	\$ 800,000	3	2.1	\$ 852,000	21
5 Nichols Rd*	\$ 800,000	4	3	\$ 885,000	15
32 Colonial Dr*	\$ 800,000	5	3.1	\$ 999,999	35
33 Bradwahl Dr*	\$ 800,000	3	2.1	\$ 850,000	16
19 Dale Dr*	\$ 800,000	4	2.2	\$ 829,000	14
4 Brandywine Ter*	\$ 800,000	5	2.1	\$ 825,000	16



Debbie Woerner



*Based on GSMLS market data for the time period 2020
 **Wire Fraud is Real! Before wiring any money, call the intended recipient at a number you know is valid to confirm the instructions. Additionally, please note the sender does not have authority to bind a party to a real estate contract via written or verbal communication.




Phone: 973-500-3032
 debbie@debbiewoerner.com

MORRIS TOWNSHIP 2022 SALES

27 Pepperidge Rd*	\$ 800,000	4	2.1	\$ 775,000	19
21 Colgate Dr*	\$ 800,000	3	3.1	\$ 800,000	0
9 Fox Chase Ln*	\$ 824,900	4	2.1	\$ 1,055,000	18
16 Fox Chase Ln*	\$ 824,900	4	2.1	\$ 855,000	15
3 Raleigh Ct*	\$ 825,000	4	3	\$ 820,000	28
47 Raynor Road	\$ 829,000	4	4.1	\$ 830,000	8
99 SPRING BROOK RD	\$ 829,900	4	3.1	\$ 900,000	7
40 Knollwood Dr*	\$ 835,000	4	2.1	\$ 820,000	12
4 Cromwell Dr W	\$ 839,000	4	3	\$ 854,465	10
11 Sylvan Way*	\$ 839,000	4	2.1	\$ 832,000	63
14 Gates Rd*	\$ 839,900	3	2.1	\$ 814,125	17
48 Old Glen Rd*	\$ 839,900	4	2.1	\$ 862,500	15
12 Whitney Farm Pl*	\$ 839,999	3	2.1	\$ 848,000	6
7 Laura Ln*	\$ 847,000	4	2.1	\$ 850,000	18
29 Whitney Farm Pl*	\$ 849,000	3	2.1	\$ 901,000	12
13 Whitney Farm Pl*	\$ 849,000	3	2.1	\$ 835,000	19
51 Pippins Way*	\$ 850,000	3	2.1	\$ 875,000	15
44 Pippins Way*	\$ 850,000	3	2.1	\$ 850,000	2
21 Stone Ct.	\$ 852,090	3	2.1	\$ 852,090	17
21 Huckleberry*	\$ 873,640	3	2.1	\$ 873,640	28
4 Bettin Dr*	\$ 875,000	4	2.2	\$ 905,000	161
52 Egbert Ave*	\$ 875,000	4	4	\$ 945,000	11
40 Symor Dr*	\$ 875,000	4	3.1	\$ 999,999	46



Debbie Woerner



*Based on GSMLS market data for the time period 2020
 **Wire Fraud is Real! Before wiring any money, call the intended recipient at a number you know is valid to confirm the instructions. Additionally, please note the sender does not have authority to bind a party to a real estate contract via written or verbal communication.



Phone: 973-500-3032
 debbie@debbiewoerner.com

MORRIS TOWNSHIP 2022 SALES

8 Warwick Rd*	\$ 875,000	5	3	\$ 865,000	19
23 Bennington Rd*	\$ 875,000	4	2.1	\$ 855,000	13
14 Wilson Dr*	\$ 880,000	3	2.1	\$ 890,000	14
5 Huckleberry Lane	\$ 885,140	3	3.1	\$ 885,140	36
23 Huckleberry*	\$ 894,990	3	2.1	\$ 894,990	1
5 Copperfield Way*	\$ 895,000	4	2.1	\$ 900,000	14
14 Raskin Rd*	\$ 895,000	5	2.1	\$ 920,000	0
23 Spring Valley Rd*	\$ 895,000	4	3.1	\$ 980,000	14
31 Ketch Rd*	\$ 895,000	4	3.1	\$ 930,000	13
21 Wilson Dr*	\$ 895,000	3	2.1	\$ 910,000	40
11 Fox Chase Ln*	\$ 895,000	4	2.1	\$ 975,000	24
310 Mount Kemble Ave*	\$ 899,000	5	3.1	\$ 880,000	153
3 Spring Hill Ln*	\$ 899,000	4	2.1	\$ 870,000	47
49 Schoolhouse Ln*	\$ 899,000	5	3.1	\$ 840,000	102
33 Fillmore Dr*	\$ 899,000	3	2.1	\$ 926,500	15
2 DEFARGE WAY	\$ 899,000	4	2.1	\$ 985,000	8
5 Warren Dr*	\$ 899,000	3	3.1	\$ 899,000	24
16 Lee Dr*	\$ 899,000	3	3.1	\$ 915,000	14
25 School House Ln	\$ 899,000	4	3.2	\$ 975,000	8
35 Egbert Ave*	\$ 899,000	5	2.1	\$ 899,000	11
32 Valley View St*	\$ 899,000	4	2.2	\$ 875,000	23
12 Aspen Way*	\$ 899,000	4	2.1	\$ 950,000	13
189 Western Ave*	\$ 899,000	4	3.1	\$ 935,000	17



Debbie Woerner



*Based on GSMLS market data for the time period 2020
 **Wire Fraud is Real! Before wiring any money, call the intended recipient at a number you know is valid to confirm the instructions. Additionally, please note the sender does not have authority to bind a party to a real estate contract via written or verbal communication.



Phone: 973-500-3032
 debbie@debbiewoerner.com

MORRIS TOWNSHIP 2022 SALES

17 Normandy Blvd East	\$ 899,900	4	2	\$ 990,000	10
9 Exeter Ln*	\$ 899,900	4	3.1	\$ 1,075,000	8
20 Symor Dr*	\$ 899,900	4	2.1	\$ 999,000	8
37 Fillmore Dr*	\$ 910,000	3	3.1	\$ 910,000	17
12 Nast Rd*	\$ 919,000	3	2.1	\$ 920,000	65
1 Wolff Rd*	\$ 919,000	3	2.1	\$ 919,000	18
1 Glimpsewood Ln*	\$ 925,000	4	2.1	\$ 945,000	21
27 Stone Ct*	\$ 927,090	3	3.1	\$ 927,090	16
15 Huckleberry*	\$ 930,140	3	3.1	\$ 925,000	51
11 Huckleberry	\$ 930,140	3	2.1	\$ 930,140	16
78 Spring Brook Rd*	\$ 935,000	5	3	\$ 1,100,000	7
43 Harter Rd*	\$ 949,000	4	2.1	\$ 875,000	42
20 Bennington Rd*	\$ 949,900	5	2.1	\$ 1,210,000	8
12 Lee Dr*	\$ 959,000	3	3.1	\$ 959,000	0
33 Egbert Ave*	\$ 969,000	5	3	\$ 1,300,000	15
6 Aldrich Ct*	\$ 970,000	3	2.1	\$ 970,000	107
1 Raskin Rd*	\$ 975,000	5	3.1	\$ 1,200,000	10
9 Ironwood Rd*	\$ 975,000	4	3.1	\$ 1,150,000	16
608 Sussex Ave*	\$ 979,000	4	3.1	\$ 979,000	23
34 Mark Twain Dr*	\$ 979,900	4	3.1	\$ 1,201,000	24
84 Skyline Dr*	\$ 985,000	4	3.1	\$ 1,320,000	11
10 Cobblestone Ln*	\$ 999,000	4	2.1	\$ 1,101,000	7
28 Pippins Way*	\$ 999,000	3	2.1	\$ 1,050,000	2



Debbie Woerner



#1 Small Team, Coldwell Banker Realty | Global Luxury Specialist

*Based on GSMLS market data for the time period 2020
 **Wire Fraud is Real! Before wiring any money, call the intended recipient at a number you know is valid to confirm the instructions. Additionally, please note the sender does not have authority to bind a party to a real estate contract via written or verbal communication.



Phone: 973-500-3032
 debbie@debbiewoerner.com

MORRIS TOWNSHIP 2022 SALES

32 Bradwahl Dr*	\$ 1,050,000	5	3.1	\$ 1,050,000	0
7 Woodruff Rd*	\$ 1,059,000	5	3.1	\$ 1,150,000	14
30 Manor Dr*	\$ 1,059,000	4	3.1	\$ 1,080,000	35
5 Bradford Ct*	\$ 1,100,000	4	3.1	\$ 1,200,000	16
8 Willison Park Rd*	\$ 1,100,000	4	3.1	\$ 1,060,000	46
20 Hawthorne Ct*	\$ 1,100,000	4	2.1	\$ 1,050,000	16
2 Victoria Ln*	\$ 1,149,000	5	3.2	\$ 1,149,000	13
3 Devonshire Ct*	\$ 1,179,000	5	4.1	\$ 1,250,000	17
171 Lake Rd*	\$ 1,195,000	4	3.2	\$ 1,350,000	27
9 Squirrel Run*	\$ 1,195,000	4	2.2	\$ 1,335,000	13
10 Oak Park Dr*	\$ 1,195,000	4	2.1	\$ 1,654,000	9
51 Laura Ln*	\$ 1,195,000	5	3.2	\$ 1,307,000	8
35 Buckley Hill Rd*	\$ 1,195,000	4	3.1	\$ 1,205,000	14
29 Old Harter Rd*	\$ 1,249,000	4	3.1	\$ 1,234,000	9
43 Lord William Penn Dr*	\$ 1,250,000	5	3.1	\$ 1,350,000	9
2 Carriage Hill Dr*	\$ 1,295,000	4	4.1	\$ 1,405,000	22
4 Brigade Hill Rd*	\$ 1,295,000	4	4.1	\$ 1,501,000	6
2 Tennyson Ct*	\$ 1,295,000	5	3.1	\$ 1,450,000	13
30 Homewood Dr*	\$ 1,295,000	5	5.1	\$ 1,429,000	10
1 Trent Ct*	\$ 1,299,000	4	2.1	\$ 1,225,000	58
54 Laura Ln*	\$ 1,300,000	5	3.1	\$ 1,409,500	23
26 Laura Ln*	\$ 1,349,000	6	3.2	\$ 1,414,000	0
7 Quaker Ridge Rd*	\$ 1,350,000	6	5.1	\$ 1,100,000	195



Debbie Woerner



*Based on GSMLS market data for the time period 2020
 **Wire Fraud is Real! Before wiring any money, call the intended recipient at a number you know is valid to confirm the instructions. Additionally, please note the sender does not have authority to bind a party to a real estate contract via written or verbal communication.



Phone: 973-500-3032
 debbie@debbiewoerner.com

MORRIS TOWNSHIP 2022 SALES

9 Aldrich Ct*	\$ 1,375,000	3	3.1	\$ 1,325,000	26
58 Frederick Pl*	\$ 1,385,000	4	4.2	\$ 1,500,000	6
20 SPENCER DR	\$ 1,388,000	5	3.1	\$ 1,450,000	12
75 Spring Brook Rd*	\$ 1,399,000	5	4.1	\$ 1,450,000	32
540 Jockey Hollow Rd*	\$ 1,450,000	4	3.1	\$ 1,450,000	16
4 Spencer Dr*	\$ 1,450,000	6	5.2	\$ 1,450,000	14
12 Whispering Meadows Dr*	\$ 1,495,000	4	4.1	\$ 1,495,000	9
27 Footes Ln*	\$ 1,500,000	4	3.1	\$ 1,650,000	21
4 Pioneers Ln*	\$ 1,500,000	5	4.1	\$ 1,500,000	0
12 Armstrong Rd*	\$ 1,549,000	5	4.1	\$ 1,495,000	88
31 Kitchell Rd*	\$ 1,875,000	5	5.1	\$ 1,950,000	8
1 Three Gables Rd*	\$ 1,899,000	6	5.2	\$ 1,788,000	58
17 Three Gables Rd*	\$ 1,950,000	7	5.3	\$ 1,830,000	253
50 Canfield Rd*	\$ 2,995,000	5	6.2	\$ 2,350,000	73
28 Van Beuren Rd*	\$ 2,996,000	5	6.1	\$ 3,100,000	24
52 Spring Valley Rd*	\$ 3,100,000	7	7.3	\$ 3,100,000	1



Debbie Woerner



#1 Small Team, Coldwell Banker Realty | Global Luxury Specialist

*Based on GSMLS market data for the time period 2020
 **Wire Fraud is Real! Before wiring any money, call the intended recipient at a number you know is valid to confirm the instructions. Additionally, please note the sender does not have authority to bind a party to a real estate contract via written or verbal communication.



Phone: 973-500-3032
 debbie@debbiewoerner.com